











Prepositions of Place

Level: A1

The aim of this worksheet is to help you practice, recognise and understand prepositions of place. Through engaging exercises, you'll improve your ability to use these prepositions correctly in both speaking and writing, enhancing your spatial awareness and overall language skills.

Exercise 1: Look at the images demonstrating prepositions of place and movement and choose the correct answer.

| | | | |
|---|--|--|--|
|  | <input type="radio"/> Above <input type="radio"/> Under <input type="radio"/> In |  | <input type="radio"/> At <input type="radio"/> In <input type="radio"/> On |
|  | <input type="radio"/> Under <input type="radio"/> Above <input type="radio"/> Next to |  | <input type="radio"/> Between <input type="radio"/> Behind <input type="radio"/> On |
|  | <input type="radio"/> Next to <input type="radio"/> Under <input type="radio"/> Between |  | <input type="radio"/> Above <input type="radio"/> Next to <input type="radio"/> In |
|  | <input type="radio"/> In front of <input type="radio"/> Behind <input type="radio"/> Next to |  | <input type="radio"/> Next to <input type="radio"/> Near <input type="radio"/> Between |
|  | <input type="radio"/> Up <input type="radio"/> In <input type="radio"/> Out |  | <input type="radio"/> Into <input type="radio"/> Down <input type="radio"/> On |

www.maltalingua.com (Live Chat)

<https://blog.maltalingua.com/> (Free Worksheets)

<https://www.youtube.com/@Maltalingua> (Free Video Lessons)

School Location: St Julian's, Malta